


## Appendix A IDIS Reports

- ***PR03 - CDBG Activity Summary Report (GPR)***
- ***PR 06 – Summary of Consolidated Plan Projects for Report Year***
- ***PR 23 - Summary of Accomplishments***
- ***PR26 - CDBG Financial Summary Report***



**PGM Year:** 2018  
**Project:** 0001 - Street Improvement Project  
**IDIS Activity:** 243 - Street Improvement Project 2018

**Status:** Completed 8/27/2019 12:00:00 AM  
**Location:** 116 E Foothill Blvd Glendora, CA 91741-3335

**Objective:** Create suitable living environments  
**Outcome:** Availability/accessibility  
**Matrix Code:** Street Improvements (03K)

**National Objective:** LMA

**Initial Funding Date:** 01/03/2019

**Description:**

The Street Improvement Project (Laxford Street and Vecino Avenue) will rehabilitate the badly deteriorated pavement on Laxford Street from Grand Avenue to Vecino Avenue and on Vecino Avenue from Laxford Street to Bonita Avenue.  
 Census Tract 4039.02 Block Group 2 has a population of 1,725 persons, of which 1,085 (63 percent) are considered low- and moderate-income

**Financing**

	Fund Type	Grant Year	Grant	Funded Amount	Drawn In Program Year	Drawn Thru Program Year
CDBG	EN	2017	B17MC060589	\$7,897.55	\$0.00	\$7,897.55
		2018	B18MC060589	\$185,472.16	\$0.00	\$185,472.16
	PI			\$54,102.05	\$0.00	\$54,102.05
<b>Total</b>	<b>Total</b>			<b>\$247,471.76</b>	<b>\$0.00</b>	<b>\$247,471.76</b>

**Proposed Accomplishments**


People (General) : 1,085  
 Total Population in Service Area: 2,520  
 Census Tract Percent Low / Mod: 53.97

**Annual Accomplishments**

**Years**      **Accomplishment Narrative**      **# Benefiting**

2018      In Program Year 2018, the Public Works Department of the City of Glendora completed a street improvement project to rehabilitate the badly deteriorated pavement on Laxford Street from Grand Avenue to Vecino Avenue and on Vecino Avenue from Laxford Street to Bonita Avenue. The project included sidewalk

In the First Quarter and Second Quarter the scope of the project was developed and designed with the Request for Proposal. The project consisted of asphalt concrete resurfacing, performing pavement local repairs, reconstructing sidewalks to improve accessibility, reconstructing driveway approaches, adjusting utility manholes, valves, restriping and reestablishing survey monuments. Notice Inviting Bids released in November 2018. In the Third Quarter, on January 22, 2019 the job was awarded to the contractor and in the 4th Quarter the job was completed on April 1, 2019, with a Notice of Completion issued at the August 27, 2019 Council Meeting.



U.S. Department of Housing and Urban Development  
 Office of Community Planning and Development  
 Integrated Disbursement and Information System  
 CDBG Activity Summary Report (GPR) for Program Year 2019  
 GLENDORA CITY

**PGM Year:** 2018  
**Project:** 0002 - Glendora Public Library Signage Update for ADA Accessibility  
**IDIS Activity:** 244 - Glendora Public Library Signage Update 2018  
**Status:** Canceled 1/22/2020 5:59:11 PM  
**Location:** 140 S Glendora Ave Glendora, CA 91741-3416  
**Objective:** Create suitable living environments  
**Outcome:** Availability/accessibility  
**Matrix Code:** Neighborhood Facilities (03E) **National Objective:** LMC


**Initial Funding Date:** 01/03/2019  
**Description:**  
 This project will provide for the update of Library signage to provide greater accessibility for persons with a disability.  
**Financing**

No data returned for this view. This might be because the applied filter excludes all data.

**Proposed Accomplishments**  
 Public Facilities : 3,540

**Actual Accomplishments**  
 Number assisted:

	Owner		Renter		Total		Person	
	Total	Hispanic	Total	Hispanic	Total	Hispanic	Total	Hispanic
White:	0	0	0	0	0	0	0	0
Black/African American:	0	0	0	0	0	0	0	0
Asian:	0	0	0	0	0	0	0	0
American Indian/Alaskan Native:	0	0	0	0	0	0	0	0
Native Hawaiian/Other Pacific Islander:	0	0	0	0	0	0	0	0
American Indian/Alaskan Native & White:	0	0	0	0	0	0	0	0
Asian White:	0	0	0	0	0	0	0	0
Black/African American & White:	0	0	0	0	0	0	0	0
American Indian/Alaskan Native & Black/African American:	0	0	0	0	0	0	0	0
Other multi-racial:	0	0	0	0	0	0	0	0
Asian/Pacific Islander:	0	0	0	0	0	0	0	0



U.S. Department of Housing and Urban Development  
 Office of Community Planning and Development  
 Integrated Disbursement and Information System  
 CDBG Activity Summary Report (GPR) for Program Year 2019  
 GLENDORA CITY


Hispanic:	0	0	0	0	0	0	0	0	0
<b>Total:</b>	<b>0</b>	<b>0</b>	<b>0</b>	<b>0</b>	<b>0</b>	<b>0</b>	<b>0</b>	<b>0</b>	<b>0</b>
Female-headed Households:	0								

<i>Income Category:</i>	<b>Owner</b>	<b>Renter</b>	<b>Total</b>	<b>Person</b>
Extremely Low	0	0	0	0
Low Mod	0	0	0	0
Moderate	0	0	0	0
Non Low Moderate	0	0	0	0
Total	0	0	0	0
Percent Low/Mod				

**Annual Accomplishments**

No data returned for this view. This might be because the applied filter excludes all data.





U.S. Department of Housing and Urban Development  
 Office of Community Planning and Development  
 Integrated Disbursement and Information System  
 CDBG Activity Summary Report (GPR) for Program Year 2019  
 GLENDORA CITY

**PGM Year:** 2018  
**Project:** 0004 - Fair Housing  
**IDIS Activity:** 246 - Fair Housing 2018  
**Status:** Completed 1/22/2020 6:00:00 PM  
**Location:** ,  
**Objective:**  
**Outcome:**  
**Matrix Code:** Fair Housing Activities (subject to 20% Admin Cap) (21D)  
**National Objective:**

**Initial Funding Date:** 01/03/2019

**Description:**  
 The Housing Rights Center will assist the City with fair housing complaint intake, enforcement, and education and outreach activities. This will foster fair and equal housing choice for all persons.

**Financing**

	Fund Type	Grant Year	Grant	Funded Amount	Drawn In Program Year	Drawn Thru Program Year
CDBG	EN	2018	B18MCO60589	\$15,000.00	\$0.00	\$15,000.00
<b>Total</b>	<b>Total</b>			<b>\$15,000.00</b>	<b>\$0.00</b>	<b>\$15,000.00</b>


**Proposed Accomplishments**

**Actual Accomplishments**

Number assisted:

	Owner		Renter		Total	
	Total	Hispanic	Total	Hispanic	Total	Hispanic
White:	0	0	0	0	0	0
Black/African American:	0	0	0	0	0	0
Asian:	0	0	0	0	0	0
American Indian/Alaskan Native:	0	0	0	0	0	0
Native Hawaiian/Other Pacific Islander:	0	0	0	0	0	0
American Indian/Alaskan Native & White:	0	0	0	0	0	0
Asian White:	0	0	0	0	0	0
Black/African American & White:	0	0	0	0	0	0
American Indian/Alaskan Native & Black/African American:	0	0	0	0	0	0
Other multi-racial:	0	0	0	0	0	0
Asian/Pacific Islander:	0	0	0	0	0	0
Hispanic:	0	0	0	0	0	0
<b>Total:</b>	<b>0</b>	<b>0</b>	<b>0</b>	<b>0</b>	<b>0</b>	<b>0</b>

Female-headed Households: 0



U.S. Department of Housing and Urban Development  
 Office of Community Planning and Development  
 Integrated Disbursement and Information System  
 CDBG Activity Summary Report (GPR) for Program Year 2019  
 GLENDORA CITY

Date: 03-Sep-2020  
 Time: 21:09  
 Page: 5

*Income Category:*

	Owner	Renter	Total	Person
Extremely Low	0	0	0	0
Low Mod	0	0	0	0
Moderate	0	0	0	0
Non Low Moderate	0	0	0	0
Total	0	0	0	0
Percent Low/Mod				

**Annual Accomplishments**

No data returned for this view. This might be because the applied filter excludes all data.

U.S. Department of Housing and Urban Development  
 Office of Community Planning and Development  
 Integrated Disbursement and Information System  
 CDBG Activity Summary Report (GPR) for Program Year 2019  
 GLENDORA CITY

**PGM Year:** 2019

**Project:** 0001 - Street Improvement Project (Bonita Avenue and Dale Road)

**IDIS Activity:** 248 - Street Improvement Project (Bonita Avenue and Dale Road) (2019)

**Status:** Open

**Location:** 116 E Foothill Blvd Glendora, CA 91741-3335

**Objective:** Create suitable living environments

**Outcome:** Availability/accessibility

**Matrix Code:** Street Improvements (03K)

**National Objective:** LMA

**Initial Funding Date:** 01/22/2020

**Description:**

Work will include repairing damaged curb, gutter, and sidewalk to provide a safe and accessible path of travel for Glendora residents.  
**Financing**

	Fund Type	Grant Year	Grant	Funded Amount	Drawn In Program Year	Drawn Thru Program Year
		2015	B15MC060589	\$27,442.55	\$0.00	\$0.00
		2016	B16MC060589	\$3,305.50	\$0.00	\$0.00
		2017	B17MC060589	\$43,659.98	\$0.00	\$0.00
		2018	B18MC060589	\$38,478.84	\$0.00	\$0.00
		2019	B19MC060589	\$93,110.13	\$0.00	\$0.00
	PI			\$425.00	\$425.00	\$425.00
<b>Total</b>	<b>Total</b>			<b>\$206,422.00</b>	<b>\$425.00</b>	<b>\$425.00</b>

**Proposed Accomplishments**

People (General) : 1,570  
 Total Population in Service Area: 1,570  
 Census Tract Percent Low / Mod: 52.23

**Annual Accomplishments**

Years	Accomplishment Narrative	# Benefitting
-------	--------------------------	---------------

2019 This project aims to rehabilitate the badly deteriorated pavement and sidewalks on Bonita Avenue from Arrow Highway to Dale Road and on Dale Road from Laxford Street to Bonita Ave. The program area is in Census Tract 4039.02, Block Group 3 and will repair damaged curb, gutter and sidewalk providing a safe and accessible path of travel in this residential neighborhood.

This project is eligible under 24 CRF 570.201(c) Street Improvements (Matrix Code 03K) and meets the National Objective of Low and Moderate-Income Area Benefit (LMA) 570.208(a)(1) and Low and Moderate-Income Limited Clientele (LMC) 570.208(a)(2) with a presumed benefit of disabled adults. Census Tract 4039.02 Block Group 3 has a population of 1,570 persons of which approximately 820 are low and moderate-income residents that will benefit from this project.

There was no activity in the first two quarters of Program Year 2019, Fiscal Year 2019-2020 for this Project. In the Third Quarter, the bid proposal was developed and the Notice Inviting Bids was released and published beginning in March 2020. In the 4th Quarter, the contract was awarded to a Section 3 contractor on June 9, 2020.



U.S. Department of Housing and Urban Development  
 Office of Community Planning and Development  
 Integrated Disbursement and Information System  
 CDBG Activity Summary Report (GPR) for Program Year 2019  
 GLENDORA CITY

Date: 03-Sep-2020  
 Time: 21:09  
 Page: 7

**PGM Year:** 2019

**Project:** 0002 - Street Improvement Project (three cul-de-sacs North of Colorado Avenue: Cullen Avenue, Marion Place,

**IDIS Activity:** 249 - Street Improvement Project (three cul-de-sacs North of Colorado Avenue: Cullen Avenue, Marion Place

**Status:** Open

**Location:** 116 E Foothill Blvd Glendora, CA 91741-3335

**Objective:** Create suitable living environments

**Outcome:** Availability/accessibility

**Matrix Code:** Street Improvements (03K)

**National Objective:** LMA

**Initial Funding Date:** 01/22/2020

**Description:**

The Street Improvement Project (three cul-de-sacs North of Colorado Avenue: Cullen Avenue, Marion Place, and Scott Place) will rehabilitate the pavement, curb, gutter and sidewalk to benefit a low-mod income target area.

**Financing**

	Fund Type	Grant Year	Grant	Funded Amount	Drawn In Program Year	Drawn Thru Program Year
CDBG	EN	2019	B19MC060589	\$106,339.00	\$0.00	\$0.00
<b>Total</b>	<b>Total</b>			<b>\$106,339.00</b>	<b>\$0.00</b>	<b>\$0.00</b>

**Proposed Accomplishments**

People (General) : 2,240

Total Population in Service Area: 2,240

Census Tract Percent Low / Mod: 59.60

**Annual Accomplishments**


**Years**      **Accomplishment Narrative**      **# Benefiting**

2019      This project aims to rehabilitate the badly deteriorated pavement and sidewalks on three cul-de-sacs North of Colorado Avenue: Cullen Avenue, Marion Place and Scott Place. The program area is in Census Tract 4011.01, Block Group 4 and will repair damaged curb, gutter and sidewalk providing a safe and accessible path of travel in this residential neighborhood.

This project is eligible under 24 CRF 570.201(c) Street Improvements (Matrix Code 03K) and meets the National Objective of Low and Moderate-Income Area Benefit (LMA) 570.208(a)(1) and Low and Moderate-Income Limited Clientele (LMC) 570.208(a)(2) with a presumed benefit of disabled adults. Census Tract 4011.01 Block Group 4 has a population of 2,240 persons of which 1,225 are low and moderate-income residents that will benefit from this project.

There was no activity in the first two quarters of Program Year 2019, Fiscal Year 2019-2020 for this Project. In the Third Quarter, the bid proposal was developed and the Notice Inviting Bids was released and published beginning in March 2020. In the 4th Quarter, the contract was awarded to a Section 3 contractor on June 9, 2020. The project will be carried over and completed in the next project year.






U.S. Department of Housing and Urban Development  
 Office of Community Planning and Development  
 Integrated Disbursement and Information System  
 CDBG Activity Summary Report (GPR) for Program Year 2019  
 GLENDORA CITY

Native Hawaiian/Other Pacific Islander:	0	0	0	0	0
American Indian/Alaskan Native & White:	0	0	0	0	0
Asian White:	0	0	0	0	0
Black/African American & White:	0	0	0	0	0
American Indian/Alaskan Native & Black/African American:	0	0	0	0	0
Other multi-racial:	0	0	0	0	0
Asian/Pacific Islander:	0	0	0	0	0
Hispanic:	0	0	0	0	0
<b>Total:</b>	<b>0</b>	<b>0</b>	<b>0</b>	<b>0</b>	<b>0</b>
Female-headed Households:	0				

Income Category:	Owner	Renter	Total	Person
Extremely Low	0		0	
Low Mod	0		0	
Moderate	0		0	
Non Low Moderate	0		0	
Total	0	0	0	0
Percent Low/Mod				

**Annual Accomplishments**

No data returned for this view. This might be because the applied filter excludes all data.



U.S. Department of Housing and Urban Development  
 Office of Community Planning and Development  
 Integrated Disbursement and Information System  
 CDBG Activity Summary Report (GPR) for Program Year 2019  
 GLENDORA CITY

Date: 03-Sep-2020  
 Time: 21:09  
 Page: 10

**PGM Year:** 2019  
**Project:** 0004 - General CDBG Administration  
**IDIS Activity:** 251 - General CDBG Administration  
**Status:** Open  
**Location:** ,  
**Objective:**  
**Outcome:**  
**Matrix Code:** General Program Administration (21A) **National Objective:**

**Initial Funding Date:** 01/22/2020

**Description:**  
 Provide for administration and planning activities to develop housing and community development strategies and programs needed to carry out actions that address identified needs in the Consolidated Plan.

**Financing**

CDBG	Fund Type	Grant Year	Grant	Funded Amount	Drawn In Program Year		Drawn Thru Program Year	
					Total	Hispanic	Total	Hispanic
	EN	2019	B19MCO60589	\$36,478.61		\$2,866.92		\$2,866.92
	PI			\$3,538.55		\$3,538.55		\$3,538.55
<b>Total</b>				<b>\$40,017.16</b>		<b>\$6,405.47</b>		<b>\$6,405.47</b>


**Proposed Accomplishments**

**Actual Accomplishments**

Number assisted:

	Owner		Renter		Total		Person	
	Total	Hispanic	Total	Hispanic	Total	Hispanic	Total	Hispanic
	White:	0	0	0	0	0	0	0
Black/African American:	0	0	0	0	0	0	0	0
Asian:	0	0	0	0	0	0	0	0
American Indian/Alaskan Native:	0	0	0	0	0	0	0	0
Native Hawaiian/Other Pacific Islander:	0	0	0	0	0	0	0	0
American Indian/Alaskan Native & White:	0	0	0	0	0	0	0	0
Asian White:	0	0	0	0	0	0	0	0
Black/African American & White:	0	0	0	0	0	0	0	0
American Indian/Alaskan Native & Black/African American:	0	0	0	0	0	0	0	0
Other multi-racial:	0	0	0	0	0	0	0	0
Asian/Pacific Islander:	0	0	0	0	0	0	0	0
Hispanic:	0	0	0	0	0	0	0	0
<b>Total:</b>	<b>0</b>	<b>0</b>	<b>0</b>	<b>0</b>	<b>0</b>	<b>0</b>	<b>0</b>	<b>0</b>

Female-headed Households: 0




U.S. Department of Housing and Urban Development  
 Office of Community Planning and Development  
 Integrated Disbursement and Information System  
 CDBG Activity Summary Report (GPR) for Program Year 2019  
 GLENDORA CITY

Income Category:	Owner	Renter	Total	Person
Extremely Low	0	0	0	0
Low Mod	0	0	0	0
Moderate	0	0	0	0
Non Low Moderate	0	0	0	0
Total	0	0	0	0
Percent Low/Mod				

**Annual Accomplishments**

No data returned for this view. This might be because the applied filter excludes all data.





U.S. Department of Housing and Urban Development  
Office of Community Planning and Development  
Integrated Disbursement and Information System  
CDBG Activity Summary Report (GPR) for Program Year 2019  
GLENDDORA CITY

Date: 03-Sep-2020  
Time: 21:09  
Page: 12

---

Total Funded Amount: \$630,249.92  
Total Drawn Thru Program Year: \$284,302.23  
Total Drawn In Program Year: \$21,830.47

U.S. DEPARTMENT OF HOUSING AND  
 URBAN DEVELOPMENT  
 OFFICE OF COMMUNITY PLANNING AND  
 DEVELOPMENT  
 PR06 - Summary of Consolidated Plan  
 Projects for Report Year

DATE: 9/3/2020  
 TIME: 9:11:50 PM  
 PAGE: 1/2

IDIS

Plan IDIS Year Project	Project Title and Description	Program	
2019 1	Street Improvement Project (Bonita Avenue and Dale Road)	The Street Improvement Project (Bonita Avenue and Dale Road) will rehabilitate the badly deteriorated pavement on Bonita Avenue and Dale Road .	CDBG
2	Street Improvement Project (three cul-de-sacs North of Colorado Avenue: Cullen Avenue, Marion Place,	The Street Improvement Project (three cul-de-sacs North of Colorado Avenue: Cullen Avenue, Marion Place, and Scott Place) will rehabilitate the pavement, curb, gutter and sidewalk to benefit a low-mod income target area.	CDBG
3	Fair Housing	The Housing Rights Center will assist the City with fair housing complaint intake, enforcement, and education and outreach activities. This will foster fair and equal housing choice for all persons.	CDBG
4	General CDBG Administration	Provide for administration and planning activities to develop housing and community development strategies and programs needed to carry out actions that address identified needs in the Consolidated Plan.	CDBG
5	CDBG-CV Administration	Provides CAREs Act funding for administration and planning activities related to the Business Assistance Program.	CDBG
6	CDBG-CV Small Business Assistance Loan Program	The City has developed a Small Business Assistance Program to provide economic development activity within the City and encourage local business owners to invest capital within the city. The program will also create or retain jobs for low- and moderate-income residents of businesses affected by COVID-19.	CDBG

U.S. DEPARTMENT OF HOUSING AND  
 URBAN DEVELOPMENT  
 OFFICE OF COMMUNITY PLANNING AND  
 DEVELOPMENT  
 PR06 - Summary of Consolidated Plan  
 Projects for Report Year

DATE: 9/3/2020  
 TIME: 9:11:50 PM  
 PAGE: 2/2

IDIS

Project Estimate	Committed Amount	Amount Drawn Thru Report Year	Amount Available to Draw	Amount Drawn in Report Year
\$206,422.00	\$206,422.00	\$425.00	\$205,997.00	\$425.00
\$106,339.00	\$106,339.00	\$0.00	\$106,339.00	\$0.00
\$15,000.00	\$15,000.00	\$15,000.00	\$0.00	\$15,000.00
\$43,003.00	\$40,017.16	\$6,405.47	\$33,611.69	\$6,405.47
\$35,840.00	\$0.00	\$0.00	\$0.00	\$0.00
\$143,364.00	\$0.00	\$0.00	\$0.00	\$0.00





GLENDORA CITY

Count of CDBG Activities with Disbursements by Activity Group & Matrix Code

Activity Group	Activity Category	Open Count	Open Activities Disbursed	Completed Count	Completed Activities Disbursed	Program Year Count	Total Activities Disbursed
Public Facilities and Improvements	Street Improvements (03K)	2	\$425.00	1	\$0.00	3	\$425.00
	<b>Total Public Facilities and Improvements</b>	<b>2</b>	<b>\$425.00</b>	<b>1</b>	<b>\$0.00</b>	<b>3</b>	<b>\$425.00</b>
General Administration and Planning	General Program Administration (21A)	1	\$6,405.47	0	\$0.00	1	\$6,405.47
	Fair Housing Activities (subject to 20% Admin Cap) (21D)	0	\$0.00	2	\$15,000.00	2	\$15,000.00
	<b>Total General Administration and Planning</b>	<b>1</b>	<b>\$6,405.47</b>	<b>2</b>	<b>\$15,000.00</b>	<b>3</b>	<b>\$21,405.47</b>
<b>Grand Total</b>		<b>3</b>	<b>\$6,830.47</b>	<b>3</b>	<b>\$15,000.00</b>	<b>6</b>	<b>\$21,830.47</b>

GLENDORA CITY

**CDBG Sum of Actual Accomplishments by Activity Group and Accomplishment Type**

Activity Group	Matrix Code	Accomplishment Type	Open Count	Completed Count	Program Year Totals
Public Facilities and Improvements	Street Improvements (03K)	Persons	3,810	2,520	6,330
<b>Grand Total</b>	<b>Total Public Facilities and Improvements</b>		<b>3,810</b>	<b>2,520</b>	<b>6,330</b>
			<b>3,810</b>	<b>2,520</b>	<b>6,330</b>



U.S. Department of Housing and Urban Development  
Office of Community Planning and Development  
Integrated Disbursement and Information System  
CDBG Summary of Accomplishments  
Program Year: 2019

GLENDORA CITY

**CDBG Beneficiaries by Racial / Ethnic Category**

No data returned for this view. This might be because the applied filter excludes all data.





U.S. Department of Housing and Urban Development  
Office of Community Planning and Development  
Integrated Disbursement and Information System  
CDBG Summary of Accomplishments  
Program Year: 2019

DATE: 09-03-20  
TIME: 21:13  
PAGE: 4

GLENDORA CITY

**CDBG Beneficiaries by Income Category**

No data returned for this view. This might be because the applied filter excludes all data.



**PART I: SUMMARY OF CDBG RESOURCES**

01 UNEXPENDED CDBG FUNDS AT END OF PREVIOUS PROGRAM YEAR	95,899.90
02 ENTITLEMENT GRANT	290,016.00
03 SURPLUS URBAN RENEWAL	0.00
04 SECTION 108 GUARANTEED LOAN FUNDS	0.00
05 CURRENT YEAR PROGRAM INCOME	39,168.00
05a CURRENT YEAR SECTION 108 PROGRAM INCOME (FOR SI TYPE)	0.00
06 FUNDS RETURNED TO THE LINE-OF-CREDIT	0.00
06a FUNDS RETURNED TO THE LOCAL CDBG ACCOUNT	0.00
07 ADJUSTMENT TO COMPUTE TOTAL AVAILABLE	0.00
08 TOTAL AVAILABLE (SUM, LINES 01-07)	425,083.90

**PART II: SUMMARY OF CDBG EXPENDITURES**

09 DISBURSEMENTS OTHER THAN SECTION 108 REPAYMENTS AND PLANNING/ADMINISTRATION	425.00
10 ADJUSTMENT TO COMPUTE TOTAL AMOUNT SUBJECT TO LOW/MOD BENEFIT	0.00
11 AMOUNT SUBJECT TO LOW/MOD BENEFIT (LINE 09 + LINE 10)	425.00
12 DISBURSED IN IDIS FOR PLANNING/ADMINISTRATION	21,405.47
13 DISBURSED IN IDIS FOR SECTION 108 REPAYMENTS	0.00
14 ADJUSTMENT TO COMPUTE TOTAL EXPENDITURES	0.00
15 TOTAL EXPENDITURES (SUM, LINES 11-14)	21,830.47
16 UNEXPENDED BALANCE (LINE 08 - LINE 15)	403,253.43

**PART III: LOWMOD BENEFIT THIS REPORTING PERIOD**

17 EXPENDED FOR LOW/MOD HOUSING IN SPECIAL AREAS	0.00
18 EXPENDED FOR LOW/MOD MULTI-UNIT HOUSING	0.00
19 DISBURSED FOR OTHER LOW/MOD ACTIVITIES	425.00
20 ADJUSTMENT TO COMPUTE TOTAL LOW/MOD CREDIT	0.00
21 TOTAL LOW/MOD CREDIT (SUM, LINES 17-20)	425.00
22 PERCENT LOW/MOD CREDIT (LINE 21/LINE 11)	100.00%

**LOW/MOD BENEFIT FOR MULTI-YEAR CERTIFICATIONS**

23 PROGRAM YEARS(PY) COVERED IN CERTIFICATION	
24 CUMULATIVE NET EXPENDITURES SUBJECT TO LOW/MOD BENEFIT CALCULATION	PY: 2019 PY: PY: 0.00
25 CUMULATIVE EXPENDITURES BENEFITING LOW/MOD PERSONS	0.00
26 PERCENT BENEFIT TO LOW/MOD PERSONS (LINE 25/LINE 24)	0.00%

**PART IV: PUBLIC SERVICE (PS) CAP CALCULATIONS**

27 DISBURSED IN IDIS FOR PUBLIC SERVICES	0.00
28 PS UNLIQUIDATED OBLIGATIONS AT END OF CURRENT PROGRAM YEAR	0.00
29 PS UNLIQUIDATED OBLIGATIONS AT END OF PREVIOUS PROGRAM YEAR	0.00
30 ADJUSTMENT TO COMPUTE TOTAL PS OBLIGATIONS	0.00
31 TOTAL PS OBLIGATIONS (LINE 27 + LINE 28 - LINE 29 + LINE 30)	0.00
32 ENTITLEMENT GRANT	290,016.00
33 PRIOR YEAR PROGRAM INCOME	44,128.84
34 ADJUSTMENT TO COMPUTE TOTAL SUBJECT TO PS CAP	0.00
35 TOTAL SUBJECT TO PS CAP (SUM, LINES 32-34)	334,144.84
36 PERCENT FUNDS OBLIGATED FOR PS ACTIVITIES (LINE 31/LINE 35)	0.00%

**PART V: PLANNING AND ADMINISTRATION (PA) CAP**

37 DISBURSED IN IDIS FOR PLANNING/ADMINISTRATION	21,405.47
38 PA UNLIQUIDATED OBLIGATIONS AT END OF CURRENT PROGRAM YEAR	0.00
39 PA UNLIQUIDATED OBLIGATIONS AT END OF PREVIOUS PROGRAM YEAR	0.00
40 ADJUSTMENT TO COMPUTE TOTAL PA OBLIGATIONS	0.00
41 TOTAL PA OBLIGATIONS (LINE 37 + LINE 38 - LINE 39 +LINE 40)	21,405.47
42 ENTITLEMENT GRANT	290,016.00
43 CURRENT YEAR PROGRAM INCOME	39,168.00
44 ADJUSTMENT TO COMPUTE TOTAL SUBJECT TO PA CAP	0.00
45 TOTAL SUBJECT TO PA CAP (SUM, LINES 42-44)	329,184.00
46 PERCENT FUNDS OBLIGATED FOR PA ACTIVITIES (LINE 41/LINE 45)	6.50%



**LINE 17 DETAIL: ACTIVITIES TO CONSIDER IN DETERMINING THE AMOUNT TO ENTER ON LINE 17**  
 Report returned no data.

**LINE 18 DETAIL: ACTIVITIES TO CONSIDER IN DETERMINING THE AMOUNT TO ENTER ON LINE 18**  
 Report returned no data.

**LINE 19 DETAIL: ACTIVITIES INCLUDED IN THE COMPUTATION OF LINE 19**

Plan Year	IDIS Project	IDIS Activity	Voucher Number	Activity Name	Matrix Code	National Objective	Drawn Amount
2019	1	248	6390894	Street Improvement Project (Bonita Avenue and Dale Road) (2019)	03K	LMA	\$425.00
					<b>03K</b>	<b>Matrix Code</b>	<b>\$425.00</b>
<b>Total</b>							<b>\$425.00</b>

**LINE 27 DETAIL: ACTIVITIES INCLUDED IN THE COMPUTATION OF LINE 27**  
 Report returned no data.

**LINE 37 DETAIL: ACTIVITIES INCLUDED IN THE COMPUTATION OF LINE 37**

Plan Year	IDIS Project	IDIS Activity	Voucher Number	Activity Name	Matrix Code	National Objective	Drawn Amount
2019	4	251	6367109	General CDBG Administration	21A		\$2,866.92
2019	4	251	6390894	General CDBG Administration	21A		\$2,985.84
2019	4	251	6407405	General CDBG Administration	21A		\$552.71
					<b>21A</b>	<b>Matrix Code</b>	<b>\$6,405.47</b>
2019	3	250	6367109	Fair Housing	21D		\$8,199.59
2019	3	250	6391424	Fair Housing	21D		\$3,893.46
2019	3	250	6407405	Fair Housing	21D		\$2,906.95
					<b>21D</b>	<b>Matrix Code</b>	<b>\$15,000.00</b>
<b>Total</b>							<b>\$21,405.47</b>