

BY THE NUMBERS

The City's fiscal year (term) is from July 1 to June 30



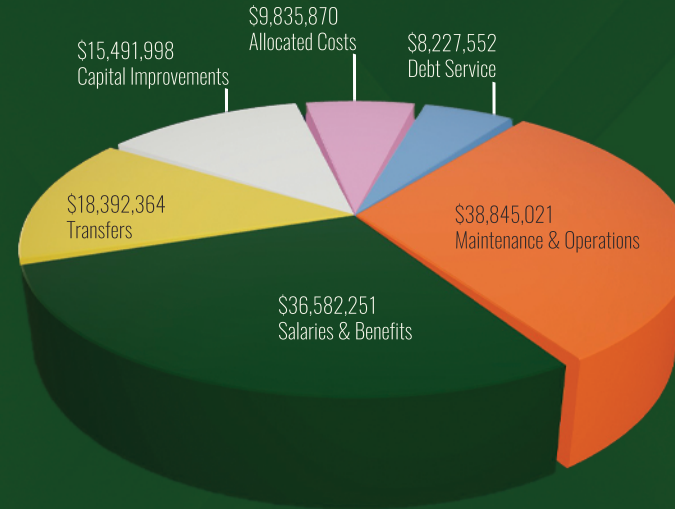
REVENUE | All Funds 2024-25

General Fund	44,289,038
Pension Stabilization	220,223
Measure E	9,071,600
Special Revenue Funds	15,454,388
Capital Projects	277,705
Debt Service	3,486,129
Enterprise Funds	51,049,200
Internal Service Funds	11,145,936
Successor Agency	2,069,321
Total Operating Revenue	137,063,540

EXPENDITURES | All Funds 2024-25

General Fund	43,915,061
Pension Stabilization	2,000,000
Measure E	9,071,600
Special Revenue Funds	14,583,698
Capital Projects Funds	3,343,650
Debt Service	3,486,129
Enterprise Funds	37,547,080
Internal Service Funds	11,183,517
Successor Agency	2,244,321
Total Operating Budget	127,375,056

EXPENDITURES | All Funds | By Category

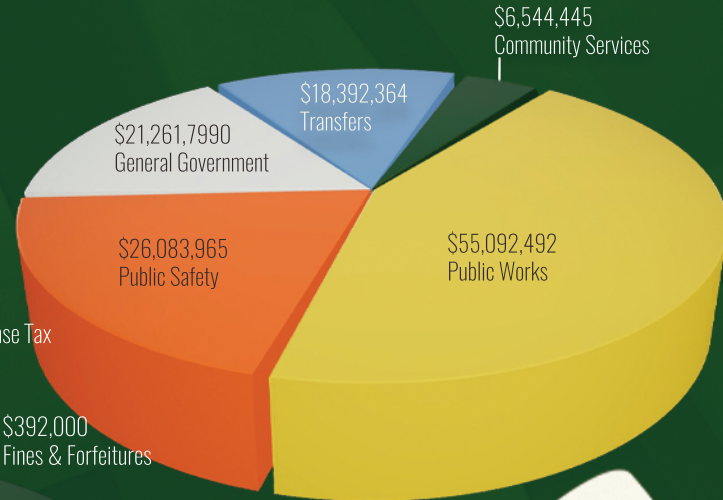


MEASURE E FUNDING

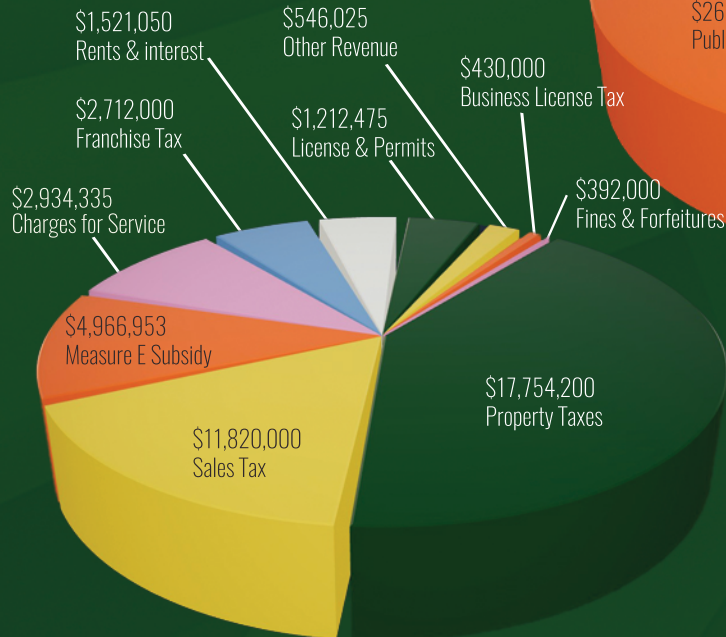
Service Levels Maintained	5,898,448
Administrative Services	2,000
Police Resources	2,437,489
Homelessness	543,916
Community Development	189,747

Total Measure E 9,071,600

EXPENDITURES | All Funds | By Function



REVENUE | General Fund | Detail



EXPENDITURES | Capital Improvements 2024-25

Facilities	1,707,662
Parks	2,943,738
Stormwater	200,000
Streets	3,303,523
Water	7,337,075

Total Capital Improvements 15,491,998

STAFFING | By Dept

	Full Time	Part Time
City Council	5 Elected Officials	-
City Clerk's Office	7.00	-
City Manager's Office	3.00	-
Administrative Services	18.00	-
Information Technology	4.00	-
Police	92.00	6.75
Community Development	19.00	0.20
Public Works	68.00	0.50
Library	12.00	8.26
Recreation & Human Services	12.00	17.68

Total Employees 235.00 33.39

Glendora

